

#GAAPrimary Challenges

Issue 3
May 4th, 2020


3rd to 6th Classes / P.5 to P.7

Weekly Curriculum Lesson Plans and Physical Activities for Primary School Children



gamesdevelopment@gaa.ie

Supported By



3rd to 6th
Classes
P.5 to P.7

3rd to 6th Classes / P.5 to P.7

Competition of the Week

Write a short essay about your favourite GAA / LGFA / Camogie Association player.

Ask your parent/guardian to email photo or screen-shot of your completed project to gamesdevelopment@gaa.ie by

Friday 8th of May including:

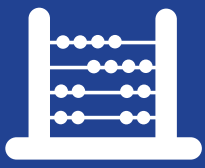
- Your first name
- The name of your school and county
- The name of your local GAA club, if you have one.

Win complimentary Family Passes to the [Ericsson Skyline Tour](#)

Winners will be announced the following week on [@GAAlearning](#)

By sending the email, parents / guardians are consenting for the photos and details to be shared on official GAA online channels. See terms & conditions and data protection notice on learning.gaa.ie/primary-school for details.





Learning Activity 1

3rd to 6th class pupils / P.5 to P.7

Strand: Shape and Space

Strand Unit: 2D/3D Shapes, symmetry

Aim: Identify 2- and 3D shapes that would be visible on a GAA pitch, i.e., rectangle, circle, semi-circle.


Suggested Activities:

1. Discuss the properties of 2-D shapes, corners, sides, etc.



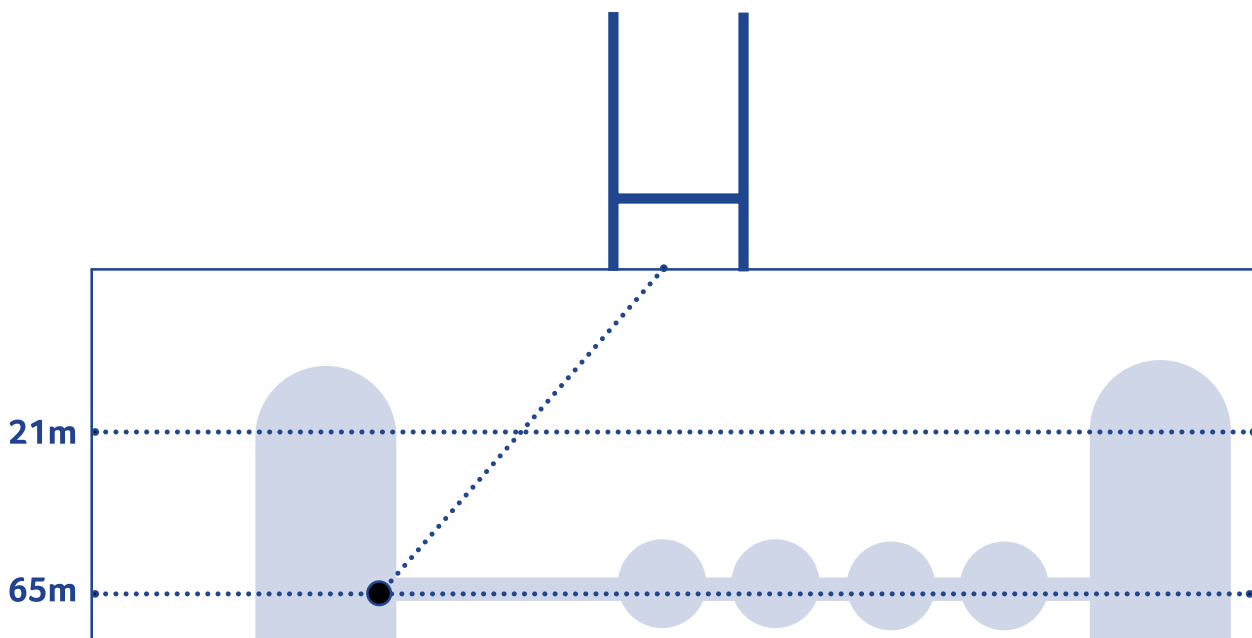
2. Explore lines of symmetry. Can the goalposts and crossbar be folded to be symmetrical? In how many ways can it be folded? Can the children draw in the lines of symmetry? A sphere is a suitable shape for a football, as it has no corners. This will allow it to travel further. It allows the players to kick the ball at any point on it.
3. Complete Worksheet 3]

USE FOLLOWING WORKSHEETS




Worksheet 3J: Shape and Space

- (1) What shape is a gaelic games pitch? _____
- (2) What shape is a football in Gaelic football?
Why is this a suitable shape? Can you suggest a shape that would be unsuitable as a football?
- _____



- (3) What word describes the line that is formed by the crossbar? _____
What word describes the line that is formed by one goalpost? _____
- (4) How would you describe the relationship between the two goal posts? _____
- (5) How would you describe the relationship between the goal posts and the crossbar? _____
- (6) What angles can you recognize in the goal posts? _____
- (7) The player at the black dot is going to take a 65m puck. _____
What kind of an angle will the line of the ball make with the goal? _____
- (8) Do the goal posts have line symmetry? _____
- (9) Name one other shape at a sports stadium _____





Learning Activity 2

3rd to 6th class pupils / P.5 to P.7

Strand: Composing

Label: Description, Improvising and creating.

Aims:

1. Compose and perform a vocally rhythmic rap about the GAA.
2. To design a structure for the rap using a verse and chorus.
3. To perform the rap with simple instrumental accompaniment.

Introduction:

1. Discuss your county team. Decide on either the hurling, camogie or Gaelic football team and list the players on it.
2. Discuss the structure of a rap – verses surrounding a common chorus. Together compose a chorus about the GAA team chosen. It should be four lines long and possibly with two lines repeated. Sentences should be short and rhythmic.

For example:

Kerry, Kerry
Really are the best
Oh yes! I said
Kerry, Kerry
Always beat the rest





Recite this chorus in a 'rap' style but keep to a steady 4-count beat. Discuss which instruments they think will create a strong beat in accompaniment to the chorus – usually, the tambourine and drum are the strongest. Ask the children what words they think the instruments should play on. For example, the tambourine could play on 'ry' of 'Kerry' followed by a maraca playing in time with 'really are the best'. Listen to all suggestions and decide on the best one. Perform the chorus in a rap style with (homemade) percussion accompaniment.



3. Encourage the children to compose their own verses that could maybe specify certain GAA players. It should be four lines long and rhyming. Record and listen to your rap.





Learning Activity 3

3rd to 6th class pupils / P.5 to P.7

Element: Exploring and Using

Label: Requests, questions and interactions; categorisation

Learning Outcome:

Express personal needs, opinions and preferences, explaining and justifying their perspective; Explain and justify categorisation, across the curriculum, as appropriate, and demonstrate understanding that categories are fluid and can vary.

Suggested activities:

1. Discuss with another person who is your favourite player and give three reasons.



2. Watch this clip of [pundits picking their team of the year](#). Prepare an argument to pick your team of the year.



Click images and watch following videos



For more movement skill challenges, see learning.gaa.ie

Click images and watch following videos




For more Skill Challenges, see learning.gaa.ie



MORE GAA PRIMARY SCHOOL LEARNING RESOURCES

learning.gaa.ie/primary-school GAA Activity Planner

The GAA Activity Planner has been designed to help Teachers and Coaches to identify activities suitable for players/pupils and to build sessions and PE lessons from these activities. It contains hundreds of activities for developing Movement Skills, Hurling, Gaelic Football, Handball and Rounders. You can save sessions/lessons on a pdf document. Most of the activities also have a brief instructional video which can be shown on the class whiteboard. You can access this resource for free by registering on the [GAA Learning & Development Portal](http://www.gaa.ie)



Céim ar Aghaidh/Step Ahead Resource

[Céim ar Aghaidh/Step Ahead Resource](#) is a set of learning resources for Teachers and pupils based on the enjoyable theme of gaelic games. It aims to deliver a range of exercises used to support teaching in a variety of subject areas. These can be adapted to suit children of varying abilities through differentiated tasks. In keeping with the ethos of the GAA, the material is designed to promote participation for all, both on and off the field.

The GAA's P.E. Céim ar Aghaidh is a teaching resource and has been developed to assist Primary School Teachers to deliver the Games Strand of the national Physical Educational Curriculum through Gaelic games activities covering Gaelic Football, Hurling/Camogie, Handball and Rounders.

Tá na leaganacha Gaeilge seo de na háiseanna a chur ar fail freisin.

