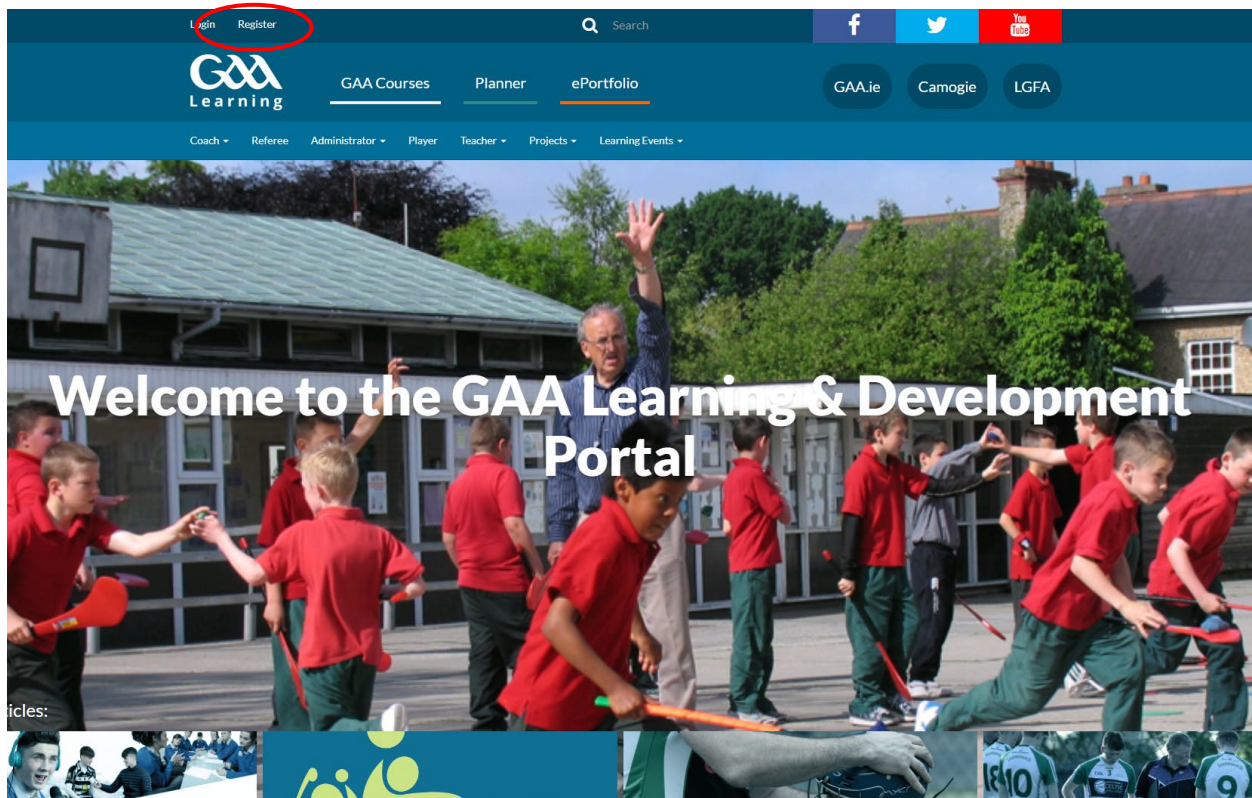


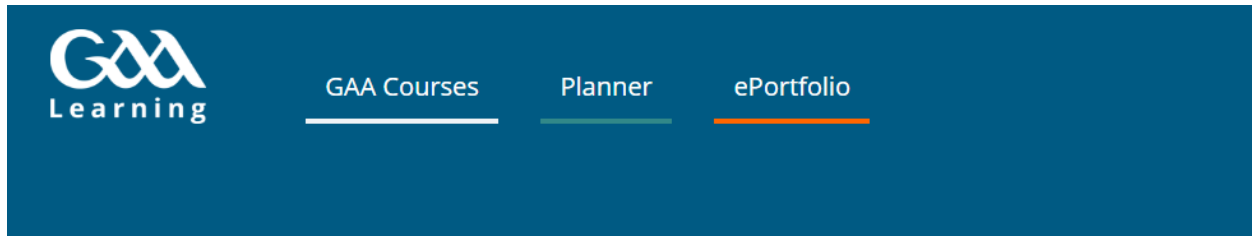
# GAA Learning Portal Registration:

The following is a list of instructions on how to register and access the online modules for a course on [www.learning.gaa.ie](http://www.learning.gaa.ie):

1. First the student must navigate to the GAA Learning & Development Portal by typing [www.learning.gaa.ie](http://www.learning.gaa.ie) into the web browser.



2. Register on GAA E-Learning Portal by clicking on 'Register' in the top left hand corner.
3. Users will be first asked to input their age in order for the site to comply with legislation around the Digital age of consent. A user under the age of 16 is considered to be digital minor and therefore needs the consent of a parent or guardian to create an account on the site.



### Age and location verification

What is your age? \*

In which country do you live? \*


Proceed

Cancel

### Why is this required?

This information is required to determine if your age is over the digital age of consent. This is the age when an individual can consent to terms .

4. If the user is over 16 they are presented with 2 privacy statements that they must agree to in order to proceed.
5. If the user is under 16 they will skip the privacy statement page and will be asked for a Parental Consent code in addition to the ordinary registration information in point 6 below. This code is provided to the user once parental or guardian consent is formally received.

 > Policies and agreements

Before continuing you must agree to all these policies.

## Consent


Please agree to the following policies

---

### Privacy

To ensure the site is compliant with GDPR

Please refer to the full [Privacy](#) if you would like to review the text.


I agree to the Privacy 

### Consent Withdrawal

Consent Withdrawal

Please refer to the full [Consent Withdrawal](#) if you would like to review the text.

I agree to the Consent Withdrawal 

There are required fields in this form marked  .

---

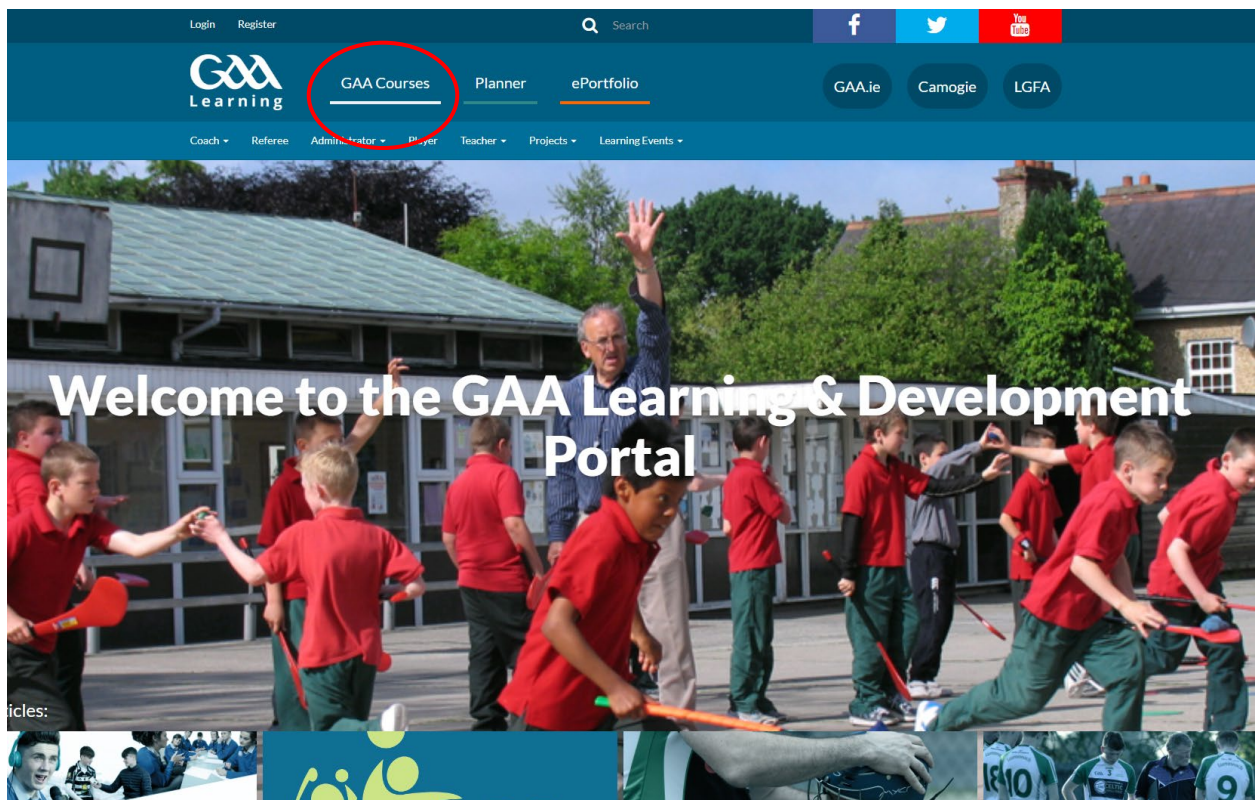
Next

Cancel

- The user will then be asked to input their name, a legitimate email address and a password of their choice.
- A confirmation email will be sent to the email address you entered during registration. You must either click on the blue link in the email or copy & paste it into a new browser window. (NB Some confirmation emails are arriving in Spam)
- You should then be free to log on to the site.

### To Access a Course

1. Login to [www.learning.gaa.ie](http://www.learning.gaa.ie) using the username (email address) and password used during registration
2. Click on the link or Url to your course **or** if you have not been provided with a link/Url then go to point 3 below:
3. Click on “GAA Courses” as shown below to access the GAA Moodle LMS.



4. You can then navigate to any course using the menus in the LMS (e.g. Coach > Connacht > Galway > Galway Traditional Courses)
5. In some cases an Enrolment key will be required to enter the course. This will be provided to the Tutor in advance of the course start date, where applicable.