

#GAAPrimary Challenges

Issue 3

May 4th, 2020

Junior Infants to 2nd Class / P.1 to P.4

Weekly Curriculum Lesson Plans and Physical Activities for Primary School Children



@GAAlearning

gamesdevelopment@gaa.ie

Supported By



@gaelicplayers



@cnambnaisiuta



@LadiesFootball



@officialcamogie

Junior Infants
to 2nd Class
P.1 to P.4

Competition of the Week

Colour in this picture

Ask your parent/guardian to email photo or screen-shot of your completed project to gamesdevelopment@gaa.ie by

Friday 8th of May including:


- Your first name
- The name of your school and county
- The name of your local GAA club, if you have one.

Win complimentary Family Passes to the [Ericcson Skyline Tour](#)

Winners will be announced the following week on [@GAAlearning](#)

By sending the email, parents / guardians are consenting for the photos and details to be shared on official GAA online channels.







Learning Activity 1


Junior Infants to 2nd Class / P.1 to P.4

Strand: Listening and responding to music.

Label: Description, prediction and reflection

Aims:

1. Listen to a range of short, familiar pieces of music, e.g., their county song, such as Molly Malone, The Hills of Donegal, Green and Red of Mayo or the Sunday Game them tune.
2. Respond imaginatively to pieces of music through movement.
3. Talk about pieces of music, giving preferences and illustrate responses in a variety of ways.
4. Create the steady beat to accompany a song.



USE FOLLOWING WORKSHEETS



Worksheet 9A: Amhrán na bhFiann

A. Circle the correct answer:

1. I liked the music ☐ Yes ☐ No
2. The music was ☐ Happy ☐ Sad ☐ Scary
3. The language the music is sung in is ☐ English ☐ Irish ☐ French
4. The music is the same speed all the time ☐ Yes ☐ No
5. The music is ☐ Fast ☐ Slow
6. It made me want to ☐ Dance ☐ March ☐ Sing
7. The music is ☐ Loud ☐ Quiet

B. Listen again to Amhrán na bhFiann.

Think about what is happening in the song. Draw the soldier.



Worksheet 9C: Artane Band

The Artane Band is famous for playing at big GAA matches. They first played at a GAA match in 1886. Look at the picture of the Artane Band below and answer the questions:

1. Which instrument makes the loudest sound?

2. Which instrument makes the softest sound?

3. Which instrument keeps the beat?

4 Which instrument would you like to play?

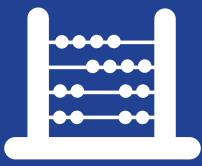


Worksheet 9D: The Artane Band

Word	Sound	Symbol
Children		
Bus		
Supporters		
Drum Major		
Instrument		
March		
Referee		

My name is Ciara and I am a member of the Artane Band. On match day, all of the **children** in the band travel to Croke Park by **bus**. I love the journey to Croke Park because the **supporters** wave and cheer when they see us coming. I am the **Drum Major** in the band as I don't play a brass **instrument**. I hold the stick at the front and I make sure that we all **march** in the same time. When the teams come onto the pitch the noise from the **supporters** is so loud the crowd can hardly hear us! The **referee** blows his whistle and the two teams line up behind us to **march** around the pitch. It's great to be part of it all!





Learning Activity 2

Junior Infants to 2nd Class / P.1 to P.4

Strand: Numbers, Measures

Strand Unit: Counting and numeration, operations - addition, time and length.

Suggested Activities:

1. Discuss the jersey numbers on GAA jerseys and the number of players on each team. (There are 15 players on adult teams but children at this stage may be more familiar with Go Games teams which could be seven a side.)
2. Use Worksheet 3A, which allows the pupils to explore this concept further.
3. Using a set of numeral cards play the following game with individuals or pairs: - Select three cards. - How many two-digits and three-digit numbers can be made with the cards? - Record your result. - Put the numbers in order from smallest to largest. - What is the total of all the numbers you made? - Reshuffle the pack and choose five cards. - How many two-digit, three-digit and four-digit numbers can you make with the cards? - Record your result. - Put the numbers in order from the smallest to the largest. - What is the total of all the numbers you made?

USE FOLLOWING WORKSHEETS



Worksheet 3A: Numbers

1. These Jerseys should be in order. Can you draw them in order?



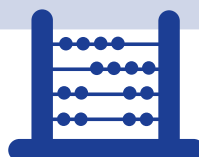
2. Add the numbers on these GAA jerseys.



3.

a) How many players are on a hurling team? _____

b) How many players are on two hurling teams? _____





Junior Infants to 2nd Classes / P.1 to P.4

Element: Understanding

Label: Vocabulary

Learning Outcome:

Use different strategies such as a speaker's gestures, tone of voice, known words, pictures, sentence structure, definitions and descriptions to acquire and show understanding of new words, to include other languages where appropriate.

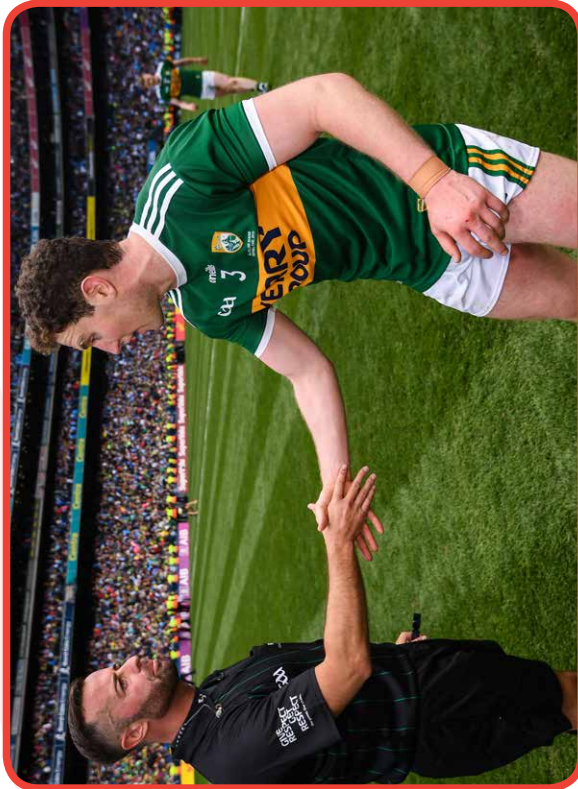
Use sophisticated oral vocabulary and phrases, including the language of text, topic and subject-specific language, and express and use decontextualized language.

Suggested Activities:

1. Discuss the photograph below and think of three sentences that you can say about it.
2. The Rainbow Oral Language Programme for first class contains a unit on GAA. [Click here](#) to access the unit containing vocabulary games.
3. More photographs are available on worksheet 21

USE FOLLOWING WORKSHEETS





Click images and watch following videos




For more movement skill challenges, see learning.gaa.ie



MORE GAA PRIMARY SCHOOL LEARNING RESOURCES

learning.gaa.ie/primary-school
GAA Activity Planner

The GAA Activity Planner has been designed to help Teachers and Coaches to identify activities suitable for players/pupils and to build sessions and PE lessons from these activities. It contains hundreds of activities for developing Movement Skills, Hurling, Gaelic Football, Handball and Rounders. You can save sessions/lessons on a pdf document. Most of the activities also have a brief instructional video which can be shown on the class whiteboard. You can access this resource for free by registering on the [GAA Learning & Development Portal](http://www.gaa.ie)



Céim ar Aghaidh/Step Ahead Resource

Céim ar Aghaidh/Step Ahead Resource is a set of learning resources for Teachers and pupils based on the enjoyable theme of gaelic games. It aims to deliver a range of exercises used to support teaching in a variety of subject areas. These can be adapted to suit children of varying abilities through differentiated tasks. In keeping with the ethos of the GAA, the material is designed to promote participation for all, both on and off the field.

The GAA's P.E. Céim ar Aghaidh is a teaching resource and has been developed to assist Primary School Teachers to deliver the Games Strand of the national Physical Educational Curriculum through Gaelic games activities covering Gaelic Football, Hurling/Camogie, Handball and Rounders.

Tá na leaganacha Gaeilge seo de na háiseanna a chur ar fail freisin.

