

Template for course set up: (Copy and Paste)

F1 Nursery Workshop

The workshop is for coaches of Gaelic Games operating at F1 Nursery stage of the Gaelic Games Player Pathway. The course is aimed at beginner coaches from across the Gaelic Games codes of Hurling, Camogie, Gaelic Football, Ladies Gaelic Football, Rounders and Handball.



Date:

Time:

Venue:

Coach Developer:

Objectives:

1. Introduction to the Gaelic Games Player Pathway and underpinning principles
2. Identify expectations from;
 - a. Player Characteristics
 - b. The Club Environment
 - c. Activities and Games
 - d. The Coach
3. Highlight some coaching tips for coaching Nursery
4. Introduce Fundamental Movement Skills suitable for Nursery
5. List the 4 'How to Coach' competencies & how to apply them into your Coaching
6. Highlight some considerations for your club Nursery
7. Introduce stations model and some suitable activities

Duration:

- **In Person Nursery Workshop:** 90 mins
- **Online E-Learning Refresher Course:** 15 mins

TOBAR Nursery Workshop Set Up Guide

Step 1:

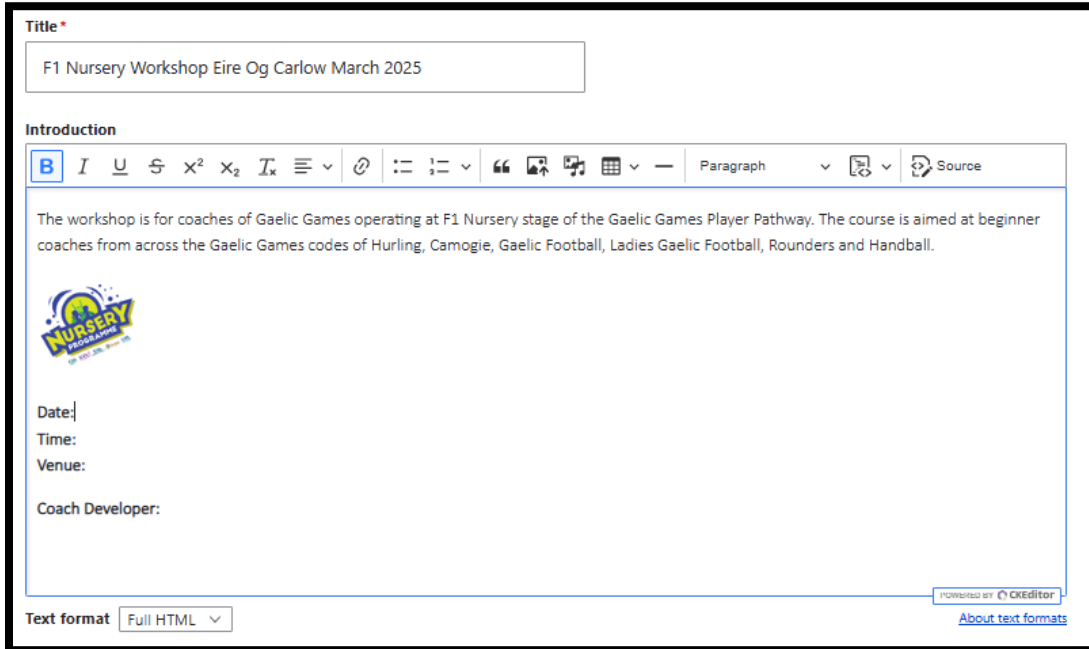
Log into learning.gaa.ie and on the home page on the top left, click: **CONTENT-ADD CONTENT-COURSE**

Step 2:

Input the following details: **(Copy and paste from template on Coach Developer Resources area-Similar to ICGG)**

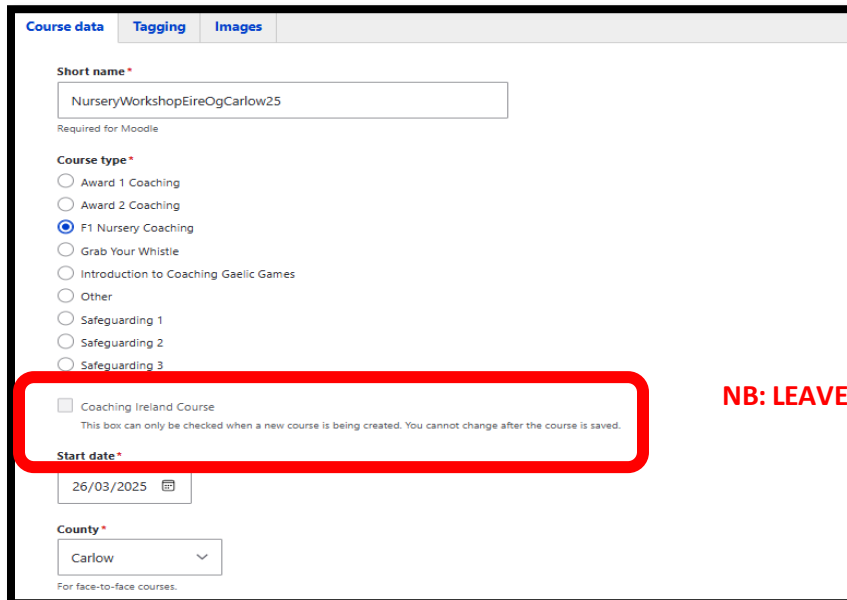
Click here for Link to CD Resources Area [Coach Developers Home | Tobar](#)

- **Title and Introduction**



The screenshot shows the Moodle course creation interface. The **Title** field contains "F1 Nursery Workshop Eire Og Carlow March 2025". The **Introduction** section features a rich text editor with a toolbar and a paragraph of text: "The workshop is for coaches of Gaelic Games operating at F1 Nursery stage of the Gaelic Games Player Pathway. The course is aimed at beginner coaches from across the Gaelic Games codes of Hurling, Camogie, Gaelic Football, Ladies Gaelic Football, Rounders and Handball." Below the text is a logo for the "F1 NURSERY PROGRAMME" and several form fields: "Date:", "Time:", "Venue:", and "Coach Developer:". At the bottom left, the "Text format" is set to "Full HTML". At the bottom right, there is a "POWERED BY CKEditor" logo and a link to "About text formats".

- **Short Name:** NurseryWorkshopClubYear Eg. NurseryWorkshopEireOgCarlow25
- **Under tab:** Course data
- **Course type** F1 Nursery Coaching **Date:** 26/03/2025 **County:** Carlow
- **Note:** DO NOT TICK COACHING IRELAND BOX



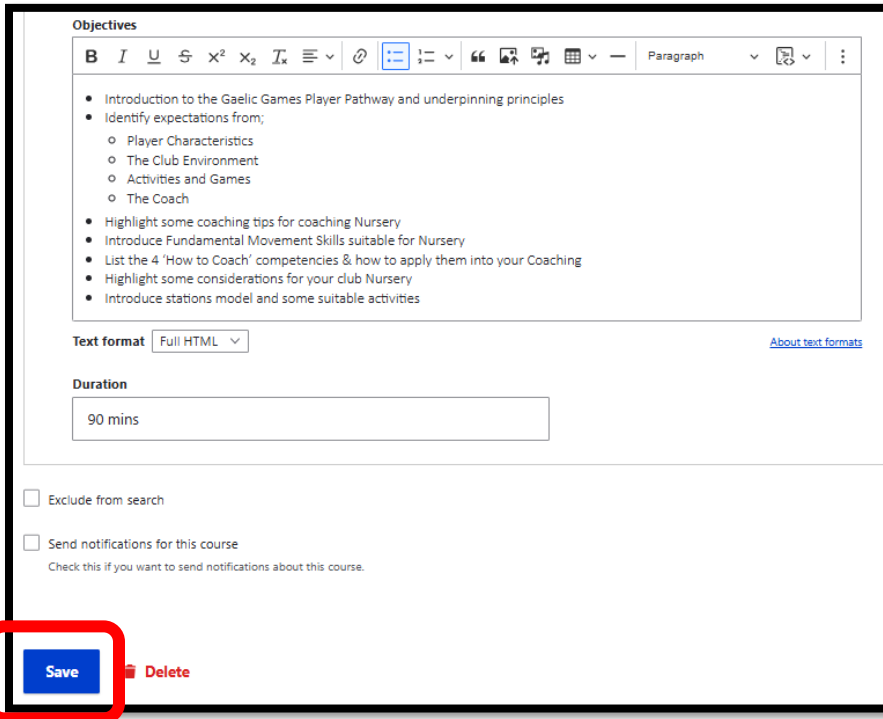
The screenshot shows the "Course data" tab of the Moodle course creation form. The **Short name** field contains "NurseryWorkshopEireOgCarlow25". Below it, the **Course type** section has several radio button options, with "F1 Nursery Coaching" selected. A checkbox for "Coaching Ireland Course" is present and is highlighted with a red box; the text below it reads "This box can only be checked when a new course is being created. You cannot change after the course is saved." The **Start date** field is set to "26/03/2025" and the **County** dropdown menu is set to "Carlow".

NB: LEAVE BLANK (DO NOT TICK)

TOBAR Nursery Workshop Set Up Guide

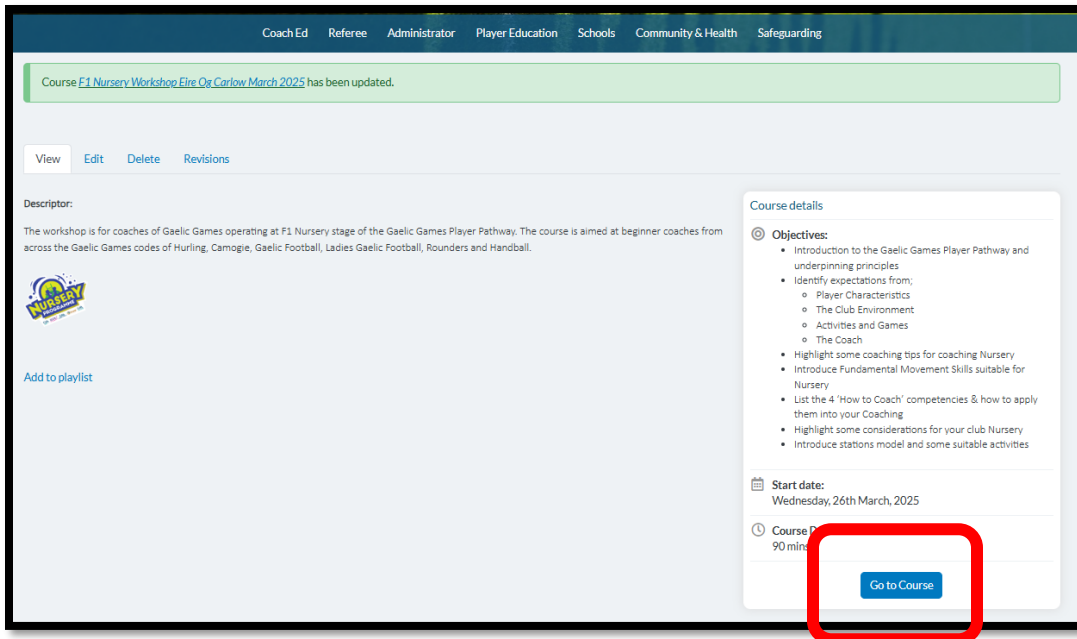
Step 3:

- **Objectives:** Copy and paste objectives from template into box (**Click text Format: Full HTML**)
- **Duration:** 90 mins Press Blue Button **SAVE**



The screenshot shows a form for editing course objectives. At the top, there is a rich text editor toolbar with various icons. Below the toolbar, the 'Objectives' field contains a bulleted list of text. Underneath, the 'Text format' is set to 'Full HTML'. The 'Duration' field is a text input containing '90 mins'. At the bottom left, there are two buttons: a blue 'Save' button and a red 'Delete' button. The 'Save' button is highlighted with a red rectangular box.

Step 4: Click blue button Go to Course

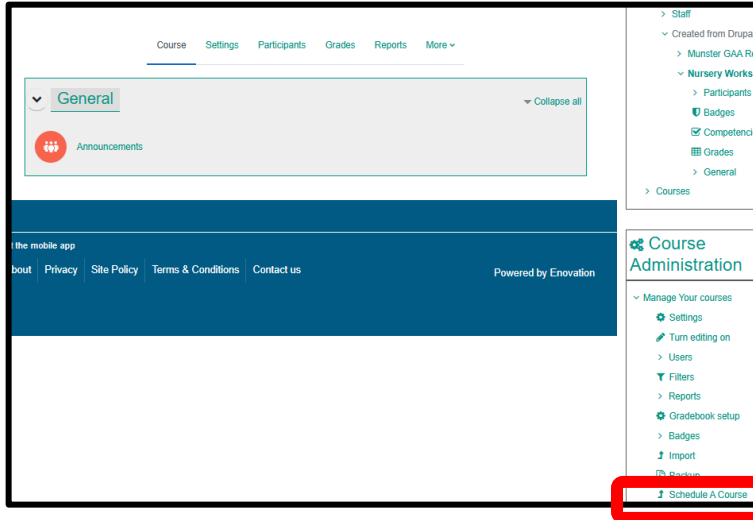


The screenshot shows the course details page in a web application. The top navigation bar includes links for CoachEd, Referee, Administrator, Player Education, Schools, Community & Health, and Safeguarding. A green notification banner at the top states 'Course F1 Nursery Workshop Fire Of Carlow March 2025 has been updated.' Below this, there are tabs for View, Edit, Delete, and Revisions. The main content area is divided into two sections: 'Descriptor' on the left and 'Course details' on the right. The 'Course details' section includes the same bulleted list of objectives as seen in Step 3, along with a 'Start date' of 'Wednesday, 26th March, 2025' and a 'Course duration' of '90 mins'. At the bottom of the 'Course details' section, there is a blue 'Go to Course' button, which is highlighted with a red rectangular box.

TOBAR Nursery Workshop Set Up Guide

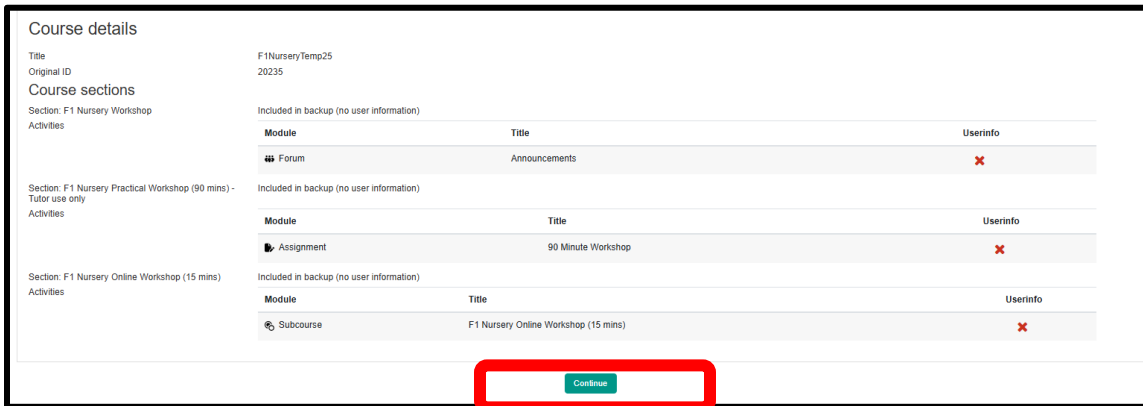
Step 5:

- You have created an empty Moodle course which we want to populate with a pre-made **F1 Nursery** template

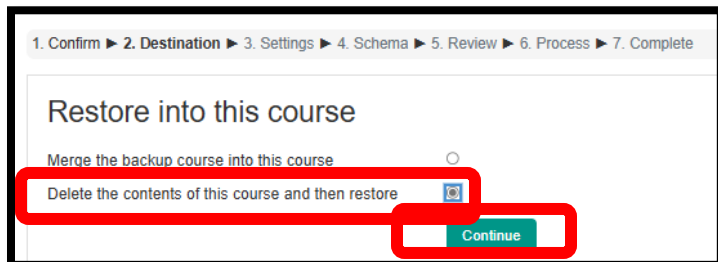


- Scroll down and click **“Schedule A Course”** under Course Administration Block on Right Hand side.
- Select the template from the list **F1 Nursery Coach Template 2025** & click Schedule a course on right hand side

File Name	Created	Size	Download	Schedule a course
LGFA General Workshop Template.mbz	Tuesday, 1 January 2025, 1:34 PM	33.9 KB	Download	Schedule a course
LGFA GYW Refresher Template 2025.mbz	Monday, 20 January 2025, 12:25 PM	104.7 MB	Download	Schedule a course
LGFA GYM Club Refresher Template 2025.mbz	Thursday, 6 February 2025, 9:43 AM	467.4 MB	Download	Schedule a course
F1 Nursery Coach Template 2025.mbz	Friday, 28 March 2025, 12:36 PM	12.1 MB	Download	Schedule a course
Master Safeguarding 1 (NI) template.mbz	Monday, 20 February 2023, 11:48 AM	11.1 MB	Download	Schedule a course
Master Safeguarding 2 Backup.mbz	Thursday, 26 January 2023, 11:53 AM	5.4 MB	Download	Schedule a course
Master Safeguarding 3 backup.mbz	Thursday, 26 January 2023, 11:54 AM	6.6 MB	Download	Schedule a course
Master SG1 Template (ROI).mbz	Friday, 6 September 2024, 3:29 PM	8.5 MB	Download	Schedule a course



- Click Continue at the end of the next page.
- NB. Select to **“Delete the contents of this course and then restore”**. Click Continue



TOBAR Nursery Workshop Set Up Guide

- Click Next on the screen that follows.
- Change Overwrite course configuration dropdown option to **Yes** and then untick the **3 blue ticked items** to keep the Course name, course short name and course start date you inserted earlier. Scroll down and click Next.

Schedule A Course ▾

1. Confirm ▶ 2. Destination ▶ 3. Settings ▶ 4. Schema ▶ 5. Review ▶ 6. Process ▶ 7. Complete

Course settings

Overwrite course configuration

Course name Overwrite
F1 Nursery Workshop Cordu

Course short name

Course start date Overwrite
3 Apr 2025 13:21

Keep current roles and enrolments

Keep current groups and groupings

Select
All / None (Show type options)

<input checked="" type="checkbox"/> F1 Nursery Workshop	User data	No
<input checked="" type="checkbox"/> Announcements	-	No
<input checked="" type="checkbox"/> F1 Nursery Practical Workshop (90 mins) - Tutor use only	User data	No
<input checked="" type="checkbox"/> 90 Minute Workshop	-	No
<input checked="" type="checkbox"/> F1 Nursery Online Workshop (15 mins)	User data	No
<input checked="" type="checkbox"/> F1 Nursery Online Workshop (15 mins)	-	No

- Scroll down and Click Perform Restore on the next page

F1 Nursery Workshop	✓	User data	No
Announcements	✓	-	No
F1 Nursery Practical Workshop (90 mins) - Tutor use only	✓	User data	No
90 Minute Workshop	✓	-	No
F1 Nursery Online Workshop (15 mins)	✓	User data	No
F1 Nursery Online Workshop (15 mins)	✓	-	No

- Click Continue after the course restores (can take a few seconds)

Schedule A Course ▾

1. Confirm ▶ 2. Destination ▶ 3. Settings ▶ 4. Schema ▶ 5. Review ▶ 6. Process ▶ 7. Complete

The course was successfully restored.

- The course template will be restored into the blank course we created earlier.

TOBAR Nursery Workshop Set Up Guide

Step 6:

- Under settings tab;
 - Fill out Course Category-Coach Education/Province/County/Traditional Courses

Course Settings Participants Grades Reports More

Edit course settings

General

Course full name F1 Nursery Workshop Eire Og Carlow March 2025

Course short name Nursery Workshop Eire Og C

Course category **x Coach Education / Leinster / Carlow / Carlow Traditional Courses**

Course visibility Show

Course start date 26 March 2025 19 30

Course end date Enable 2 April 2025 13 38

Course ID number

Step 7:

NB Select Course Award- F1 Nursery Coach

GAA course settings

Coaching Ireland Course

GAA region L (Leinster)

Course award **F1 Nursery Coach**

Course end date 6 April 2025

Step 8:

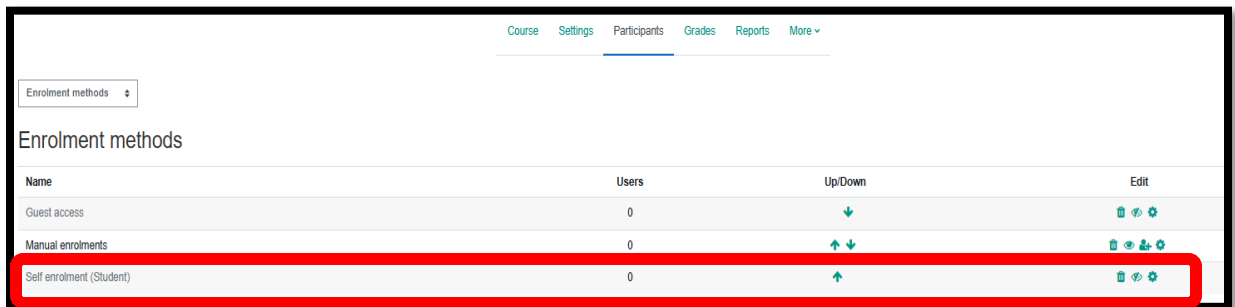

- Template is created




TOBAR Nursery Workshop Set Up Guide

Step 9:

- Allow Self enrolments
Click Participants
- Click Enrolled users white box, select enrolment methods



- As you can see the self enrolment (student) is grayed out and there is a line through the eye symbol.



- Select the eye symbol and make visible



- Now self enrolment is opened go back to course home page
- If you share url link to participants so they can self-enrol and access online e learning recap component
- Once they have a Tobar account. Some participants may need to create a profile [Create new account | Tobar](#)

Step 10:

- Record the attendance at in person workshop
- Grade participants once they attend the practical workshop
- Encourage participants to complete self paced e learning recap (15 mins)
- Digital Badge will be added to their Tobar profile and reflected on Foireann once they link their Tobar and Foireann accounts [Linking Tobar \(LMS\) account to Foireann – Gaelic Athletic Association \(zendesk.com\)](#)