



*Gaelic Games Club Coaching
Community of Practice...a
peer facilitated approach*

WELCOME

***Club Coaches
Induction Session***

Introductions

WHO AM I?

- Name, code, age group you coach etc.



My Role as a Coach Developer?

My role as a coach developer is to...

- Provide an overview of the CCCoP Programme
- Assist with identifying the CCCoP groups
- Identify coach leaders and upskill
- Help identify topics/items/issues – Get you started
- Support Coach Leaders throughout the programme



Setting the scene

Why are we here?



Aligning with Gaelic Games Coach Education Pathway, we aim to...

- Provide good coach education support for coaches and clubs
- Supply practical and useable resources
- Provide self-paced and self-directed learning and at their own pace

Hence...

- Club Coaching Community of Practice (CCCoP)



What is a Community of Practice?

Describe to me, what is your
understanding of a Club Coaching
Community of Practice!



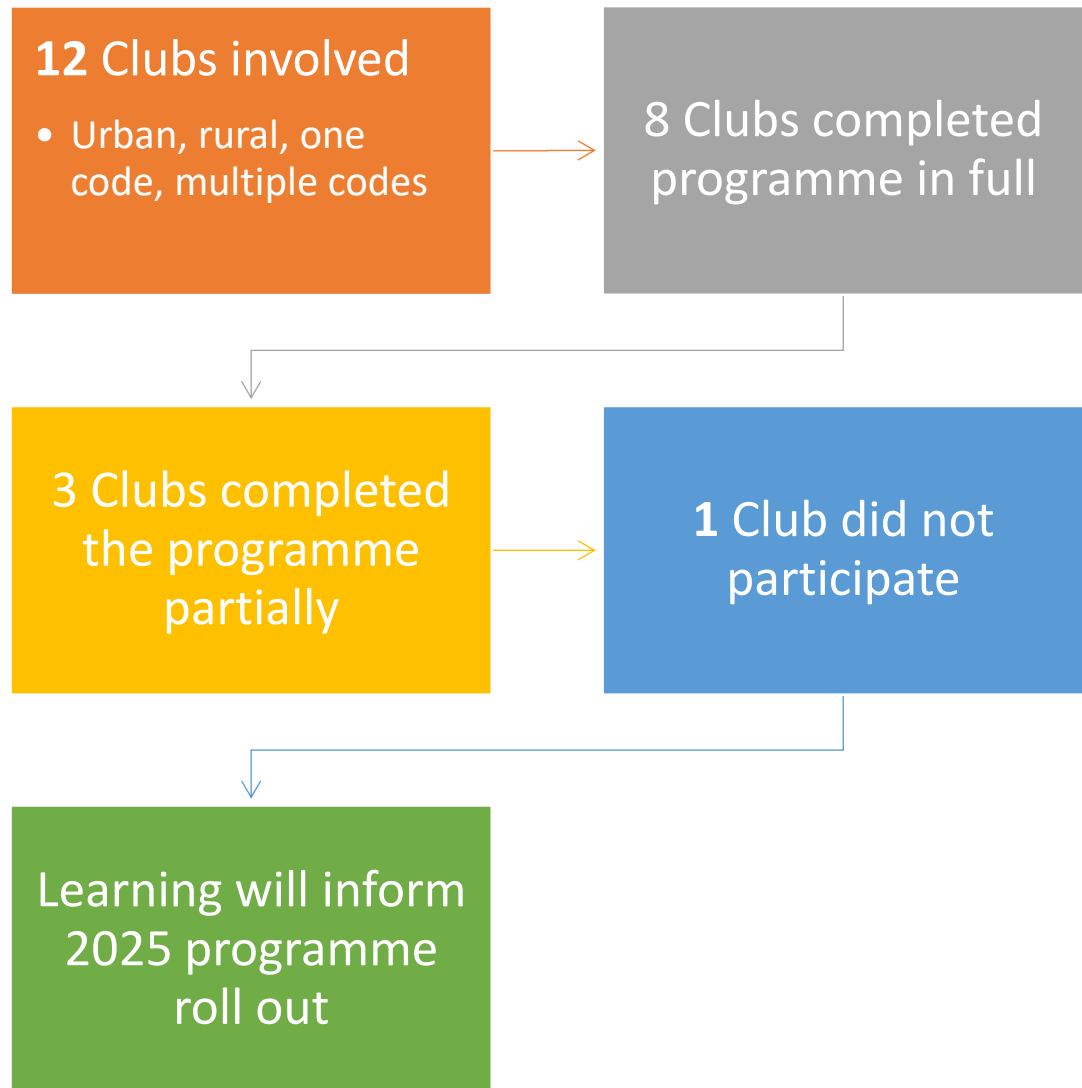
What is a Community of Practice?

“Groups of people who share a concern, a set of problems, or a passion about a topic, and who deepen their knowledge and expertise in this area by interacting on an ongoing basis”
(Wenger, McDermott and Snyder, 2002, p. 4)

In **coaching terms**, a coaches’ community of practice (CCoP) is a way to support coach learning through collaboration
(Culver and Trudel, 2006)



What did 2024 'Pilot' look like



Concept sounds 'easy' but can be 'complex' in its implementation!

Benefits of a Community of Practice

- *Meeting and learning from coaches of other age groups/codes and sharing of ideas*
- *Meaningful coaching conversations*
- *Provided a more joined up approach*
- *Club giving time to think and discuss how can we improve!*
- *Gave voice to 'shyer' or less talkative coaches*
- *'Space' to speak*
- *'Woke us up' – What not working*
- *Help build a community*
- *Got 'doing' v 'talking'*
- *Not that taxing*



In essence, what are we trying to achieve via CCCoP

Clubs to take more
ownership of
development of
their coaches

CD's to help
facilitate this!

Early support and Guidance
Less 'hands on' involvement
Continue when we finish

How to set up a Coaches CoP

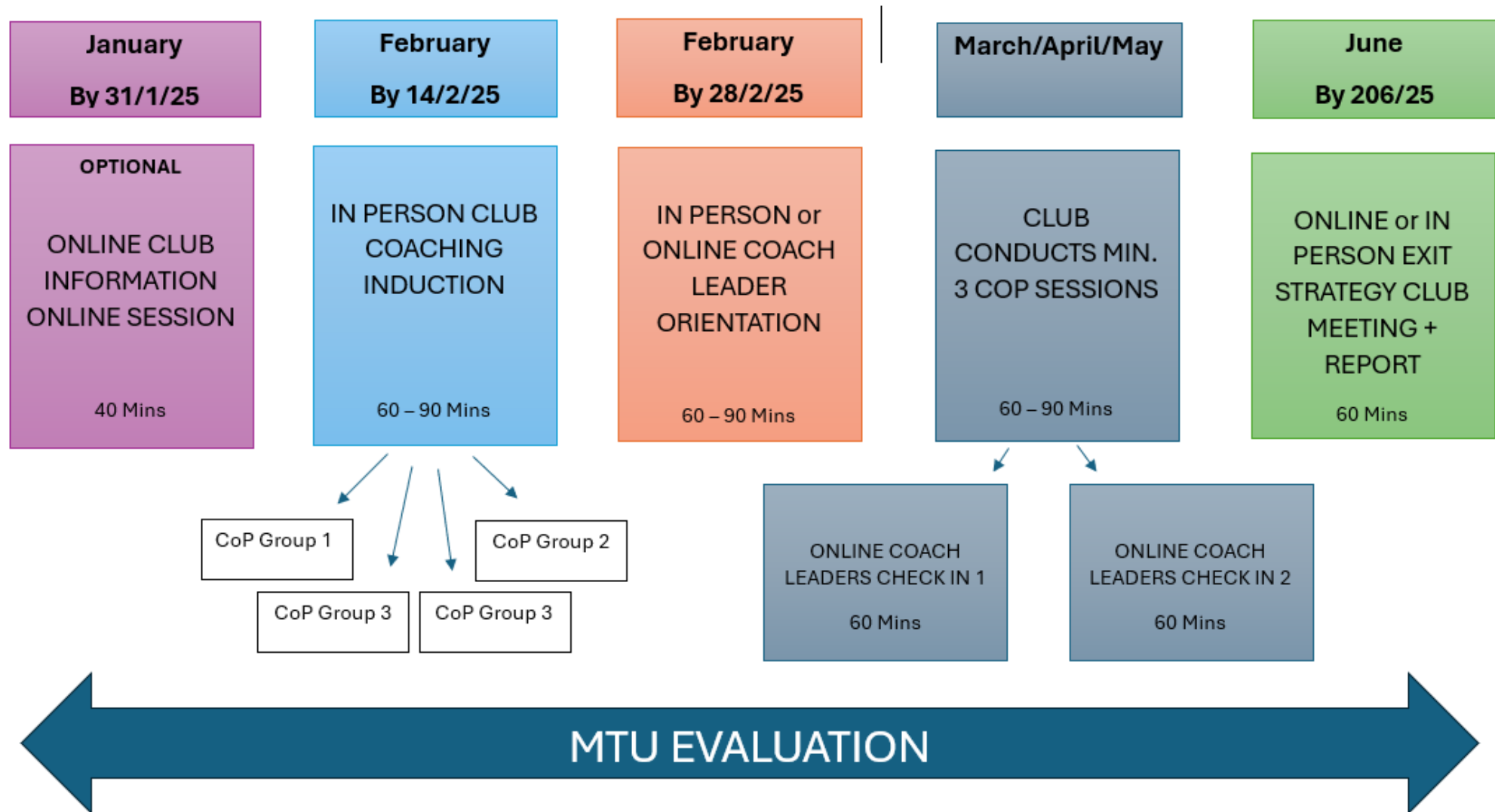
- Level of Readiness – Club (Application Process)
- Coaches across all codes who are interested in trying something new
- Suitable Coach Leaders (a peer coach)
- Multiple Coach Leaders in a club setting (Internal Support)
- Provision of Training for the Coach Leader
- External Ongoing Support

GAA
WHERE WE ALL BELONG

LGFA
PEIL na mBAN

THE CAMOGIE ASSOCIATION
An Cumann Camógachta

Overview of GG CCCoP Programme



Coach Expectations

- Attend coaches' induction meeting with Coach Developer (Tonight)
- Attend maximum three club coach gatherings over a three-month period with your peer coaches.
- These meetings will be sixty to ninety minutes in duration.
- Participate in MTU Evaluation of the Programme

Coach Leader Expectations

- Attend coaches' induction meeting with Coach Developer (Tonight)
- Undertake an orientation (Training) with the coach developer
- Lead maximum three club coach gatherings over a three-month period with peer coaches.
- Take notes of main discussion points and actions agreed on each topic
- Support your peer coach leader
- Ongoing support from the Coach Developer
- Participate in MTU Evaluation

Setting up the CCCoP Groups

TASK 1

In groups (4 or 5), discuss how you like the CCCoP groups in the club to be set up.

Potential options are:

1. Coaches within same or similar age band (Academy, U12-16, U18+) and same code
2. Coaches within similar age band (Academy, U12-16, U18+) but mix codes.
3. Mix coaches – new and experienced of same code.
4. Mix coaches – new and experienced of mix code.

VOTE!

Setting up the CCCoP Groups

TASK 2

- . Based on set up agreed, now divide into group of 4/5 coaches

Setting up the CCCoP Groups

TASK 3 Identify Coach Leaders

Key characteristics of a coach leader would be:

- Creditable within group
- Understands CoP Concept
- Ability to facilitate conversation.
- Good listener
- Organised

Role of a coach leader would be:

- Arrange the CCCoP sessions i.e., meeting place, time etc.
- Link in peer coaches to identify coaching topics
- Set the agenda for the meeting
- Facilitate discussion
- Take notes of main discussion points and actions agreed

Setting up the CCCoP Groups

TASK 3

Each group identify **two** coach leaders for their group.

Having two coach leaders...

- Provides a support network for each other
- Ensures CoP continues if one unable to make a session
- One can act as a 'social reporter' i.e., take notes, inform exec members how things are going etc.

Setting up the CCCoP Groups

TASK 4

Identify Potential Topics

Part 1

- Identify potential topics you would like to use the CoP for
 - Organisational v Coaching (see next Slide) for sample topics

Part 2

- Rank in order what topics you like to give most priority to

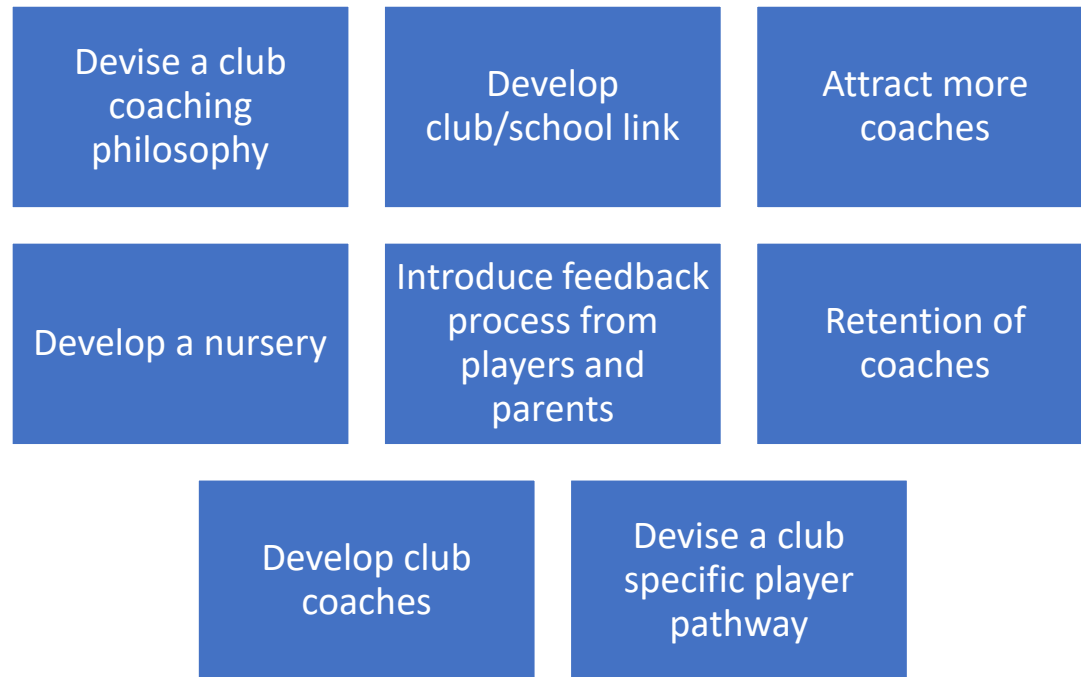
Part 3

- Coach leader shares with the rest of the group the topics they aim to cover – Try avoid duplication or try align!
- Discuss which topics may need more time i.e., a full CoP session or multiple CoP Sessions

Sample Topics

Organisational

Coaching



- How do we cater for players of various ability in a session
- How do I plan my sessions more effectively
- How do I cater for a large/small number of players in my session
- How can I improve engagement with my player

Setting up the CCCoP Groups

TASK 5

Agree a communication plan

- Coach leaders with coaches agree dates for coaches CCoP – Max. 3 during Months of March, April, and May
- Identify the specific coach leader for each CCCoP session.
- Coach leaders set up communication tool for their respective CoP i.e., WhatsApp group.

Structure of a CCCoP

CCCoP structure will look like

- **Catalyst** – something relevant, topical, video, article etc.
- **Coaches set the agenda – Tonight was a starter!**
 - Challenge or Opportunity in current coaching
 - Order of discussion to be agreed pre-CoP
 - Topics to be sent to Coach leader in advance if different from tonight
 - Explore Ideas on topics discussed
 - Find solutions on topics discussed
- **Agree actions from topics discussed – Important Coach Leaders take notes of main discussion and action points for each topic**

The CCCoP sessions are min 60 minutes and max. 90 minutes in duration. Not all the coaches' issues may be discussed on the night.

CCCoP Rules & Guidelines

- Community of practice is aligned with club coaching code of behaviour
- Ensure all conversations are coaching related
- When becoming members of the Club, all coaches who work with young people are required to sign and abide to the Club Coaching Code of Behaviour.
- As a result, all conversations conducted during the coaches 'community of practice will be specifically coaching related and in line with Gaelic Games Code of Behaviour. No conversations about individual players will be permitted.

Next Steps

- Conduct club coach leader orientation – Agree date!
- Club conduct three CCoP Sessions between March and May (1 CCCoP per month)
- Assist with MTU Evaluation



MTU

Ollscoil Teicneolaíochta na Mumhan
Munster Technological University



SPÓRT ÉIREANN
SPORT IRELAND



An Evaluation of a Club Coaching Community of Practice (CCCoP) programme across Gaelic Games

MTU Research Team:
Eimear Foley & Irene Hogan

Useful Resource





Thank
You

A blue paper cutout with the words "Thank You" in white, hanging from a string. The cutout has a scalloped, cloud-like border. The text is in a bold, rounded, sans-serif font. The word "Thank" is on the top line and "You" is on the bottom line. A small metal ring is attached to the top center of the cutout, and a light brown string is threaded through it.